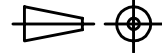
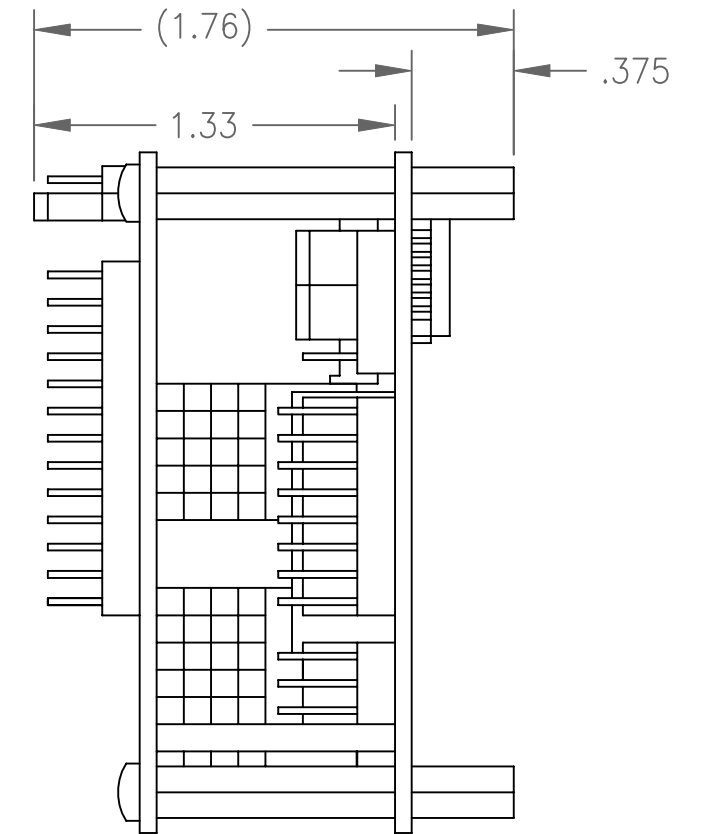
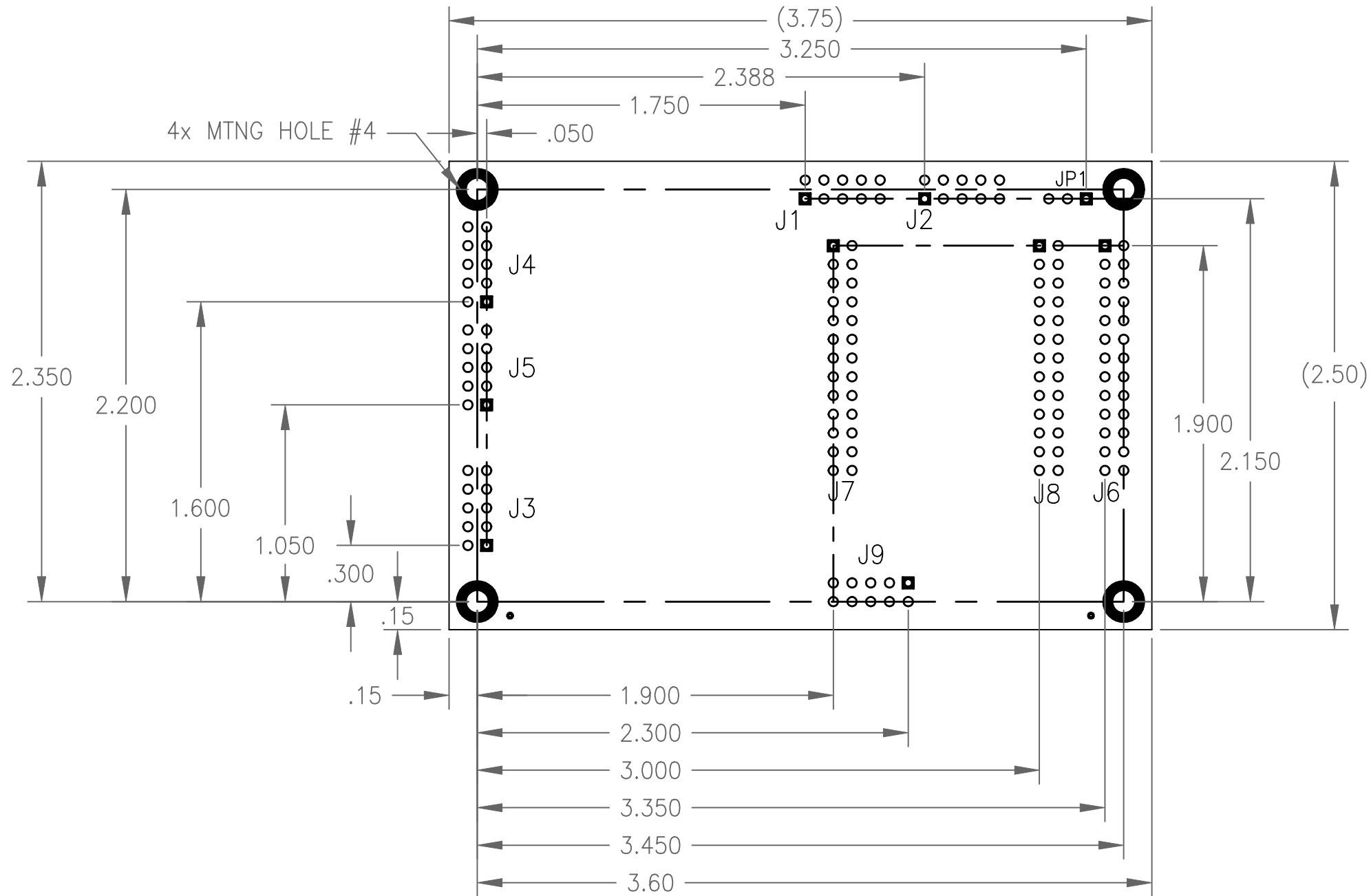


THIRD ANGLE PROJECTION



DWG NO. 84-0130

SHT 1 OF 1



NOTES:

1. PIN 1 INDICATED BY SQUARE PAD.
2. UNLESS INDICATED, UNDIMENSIONED HOLES ARE ON 0.100 CENTERS FROM DIMENSIONED HOLE ON SAME CONNECTOR.

THIS DRAWING IS PROTECTED BY US AND OTHER COPYRIGHT LAW AND IS THE SOLE PROPERTY OF JK microsystems. IT IS ALSO A TRADE SECRET OF JK microsystems AND IS TO BE USED ONLY FOR INFORMATION IN THE USE OR MANUFACTURE OF JK microsystems PRODUCTS.

				TOLERANCES UNLESS OTHERWISE SPECIFIED DIMENSIONS ARE IN INCHES[MILLIMETERS]		MAT'L:	
				.XX ± .02      ANGLES ± .05°		FINISH:	
				.XXX ± .010      FRACTIONS ±		TITLE:	
				.XXXX ± .0050		MECHANICAL DRAWING	
				DO NOT SCALE DRAWING		picolo	
				SURFACE ROUGHNESS		JK microsystems	
A	FIRST ISSUE	19AUG04	EW	REMOVE ALL BURRS AND SHARP EDGES		SIZE B	DWG NO 84-0130
REV	REVISION RECORD	DATE	BY	FILE: 84-0130_mech.DWG		CALIFORNIA, USA - <a href="http://www.jkmicro.com">http://www.jkmicro.com</a>	SHT 1 OF 1